



Mitchell Trafford - NanoJapan 2012 Student Profile

University of Tulsa

Major/s: Chemical Engineering and Mathematics

Anticipated Graduation: May 2015

Prof. Yukio Kawano, Tokyo Institute of Technology

“Low-temperature THz Photo-conductivity and Mesoscopic Conductance Fluctuations in Graphene” – *Recipient of \$250 Best Poster Presentation Prize at 2012 RQI Colloquium*

Why NanoJapan?

I discovered in high school that I had a knack for math and chemistry, and that’s why I’m currently studying chemical engineering. However, I’m also a hands-on person, and I am very interested in technology and discovering how things work. NanoJapan is such an exciting experience because it integrates all of these passions into one program, with the added benefit of an international experience. It gives me the opportunity to apply my knowledge and understanding to contribute to cutting-edge research in an industry that fascinates me.

I am at the beginning of my college education and I am looking for opportunities to learn as much as I can to develop myself as a competent student and researcher. I like the fact that research doesn’t have a “back of the book” answer- it forces me to synthesize everything I know in order to systematically approach a problem. Not only will NanoJapan provide an opportunity to develop these skills, it will also teach me how to conduct myself professionally in a laboratory environment.

I think science is an international endeavor, so it is very important to promote cross-cultural experiences. Not only does this collaboration lead to international friendships, it also allows several researchers to come together and share their individual perspectives of a given problem. Outside of the lab, I look forward to immersing myself in a culture that is completely different from my own. This experience will broaden my perspective, not only educationally, but culturally as well.

My goals for this summer include:

- I want to get as much out of this experience as possible; I don’t want to miss out on all of the opportunities that are not available back in the United States.
- I hope to learn much more about nanotechnology and contribute to Prof. Kawano’s research to the best of my ability.
- I want to learn how to speak Japanese, at least to the point where I have a working understanding of the language.
- I am seriously excited to try some authentic Japanese sushi.

Note: This student has not yet submitted his updated NanoJapan Student Profile or authorized the release of excerpts from his weekly reports.

LOW TEMPERATURE THz PHOTO-CONDUCTIVITY AND MESOSCOPIC CONDUCTANCE FLUCTUATIONS IN GRAPHENE

M. Trafford^{1,4}, Y. Kawano², J. Bird^{3,4}, T. Kuga², D. Suzuki², H. Ramamoorthy³, A. Somphonsane³

¹Department of Chemical Engineering, University of Tulsa

²Department of Physical Electronics, Tokyo Institute of Technology

³Department of Electrical Engineering, University at Buffalo – State University of New York

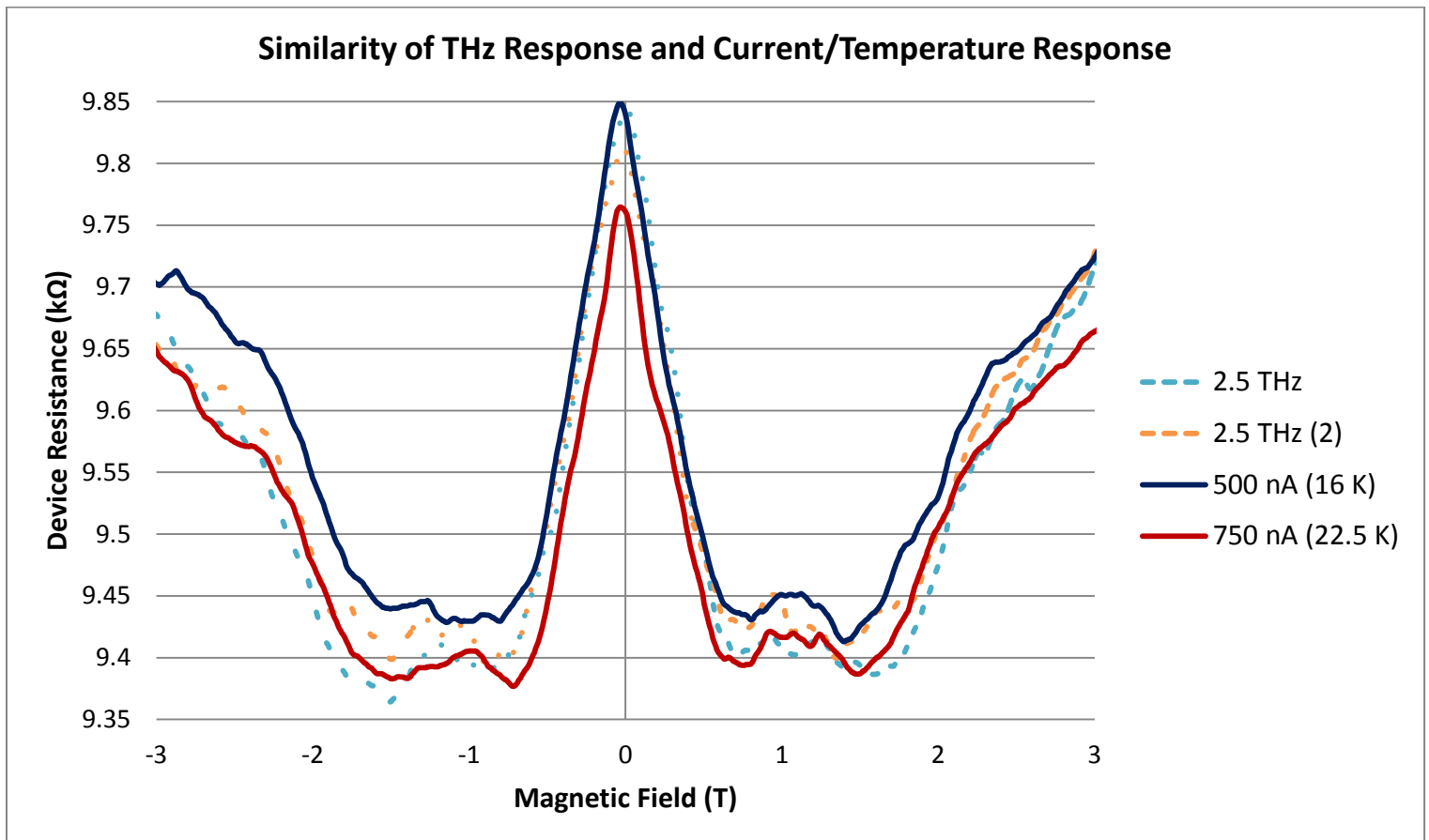
⁴NanoJapan Program, Rice University

Contact: Mitchell Trafford

mitchell-trafford@utulsa.edu

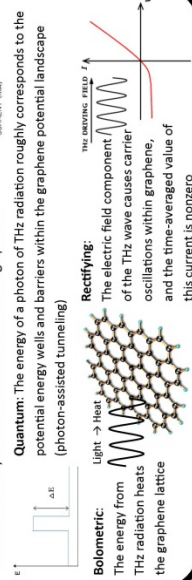
The ability to alter the conductance fluctuations in graphene will expose brand new fields of research in THz detection, semiconductor technology, and quantum computing. Graphene exhibits many unique properties, and our research explores fundamental questions about the nature of electron waves in disordered graphene. Researchers have discovered that significantly disordered mesoscopic metal and semiconductor samples exhibit “universal” conductance fluctuations with amplitude e^2/h . However, graphene does not exhibit ergodicity in terms of conductance fluctuations and therefore does not conform to the “universality” observed in other materials. Graphene’s fluctuations are influenced by the puddles of charge carriers in its potential landscape, and the energy of a photon of THz radiation roughly corresponds to this energy difference. Therefore, by radiating a graphene device with THz waves, it may be possible to control the electron interference patterns. Additionally, the effect of THz radiation may be observed as an increase in the temperature of the lattice or a sudden non-linearity in the device resistance due to the electric field component of the THz wave. Not only is this research fundamental to our understanding of graphene, but it may serve as a precursor for THz detectors and qubit operations.

INDICATION OF BOLOMETRIC THz RESPONSE:



Project Overview

- Mesoscopic metal and semiconductor devices with significant disorder all exhibit a "Universal Conductance Fluctuation" of amplitude e^2/h
- Graphene's fluctuations are much smaller than this and do not follow the "universal" trend
- THz radiation may have several different effects on graphene:
 - Quantum: The energy of a photon of THz radiation roughly corresponds to the potential energy wells and barriers within the graphene potential landscape (photon-assisted tunneling)
 - Rectifying: light \rightarrow heat. The electric field component of the THz wave causes carrier oscillations within graphene, and the time-averaged value of this current is nonzero
 - Bolometric: The energy from THz radiation heats the graphene lattice



Motivation & Application

- Graphene has many unique properties that remain to be explored
- Manipulating conductance fluctuations in graphene is advantageous:
 - Indicates ability to manipulate electron interference patterns
 - Precursor to smaller, more effective THz detectors
- Advantages of THz detection:
 - High-resolution imaging without dangers of X-rays
 - THz waves pass through clothing, but are absorbed by metals
 - Most explosives have a distinct THz fingerprint
 - Non-destructive evaluation of materials
 - Non-invasive medical screening

Graphene Device

- 2 graphene flakes on one carrier chip
- Fabricated by Hari Ramamoorthy and Ann Somphonsane from the University at Buffalo, State University of New York.
- Exfoliation of natural graphite onto a Si/SiO_2 substrate
- Flake 1: Bilayer, 5 μ m long, 3 available contacts
- Flake 2: Monolayer, 7 μ m long, 4 available contacts

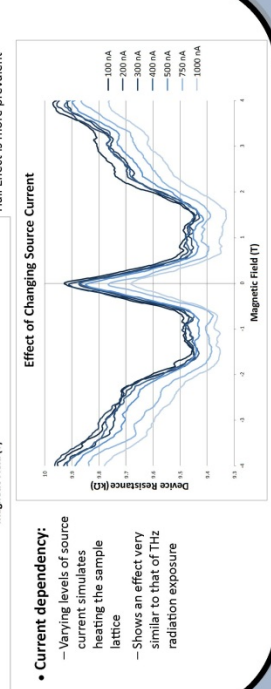

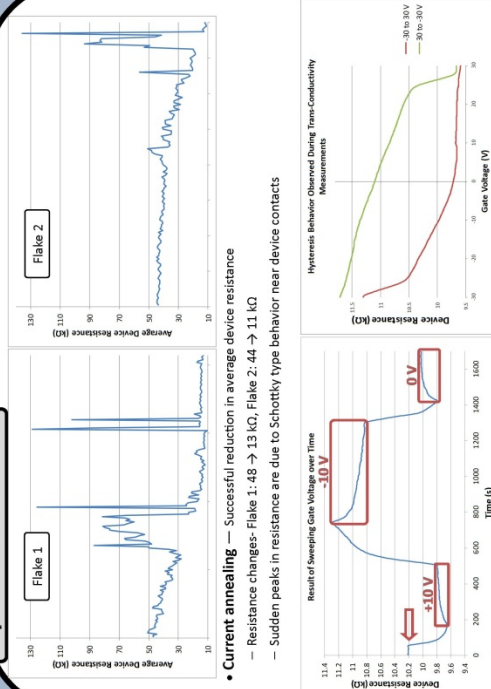
Experimental Process

- Current annealing—remove impurities by and lower the overall resistance by locally heating the sample with high current
 - Measure fluctuations—test low-temperature fluctuations affected by the following parameters:
 - Sweeping gate voltage (trans-conductance)
 - Sweeping magnetic field (magneto-conductance)
 - Exposure to THz radiation (photo-conductance)
-

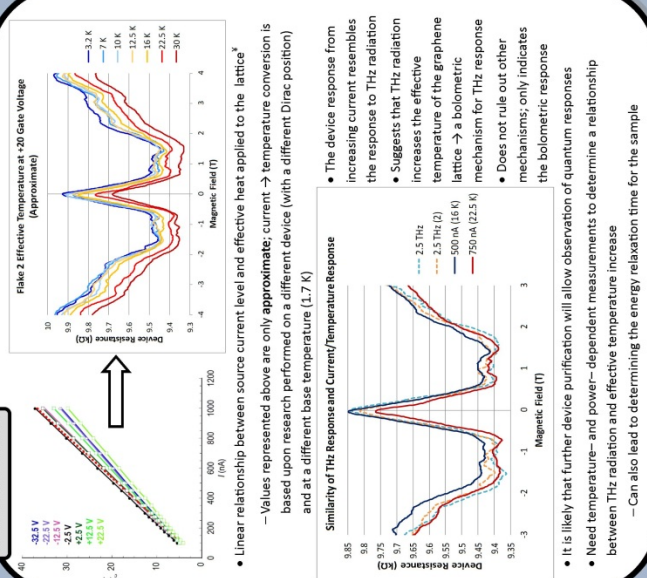
M. Trafford^{1,4}, T. Kuga², D. Suzuki², H. Ramamoorthy³, A. Somphonsane³, Y. Kawano², J. Bird^{3,4}

¹Department of Chemical Engineering, University of Tulsa
²Department of Physical Electronics, Tokyo Institute of Technology
³Department of Electrical Engineering, University at Buffalo – State University of New York
⁴Nanoleap Program, Rice University

Experimental Results



Conclusions



Future Research Possibilities

- Conduct temperature- and power- dependent tests to determine actual THz temperature change
 - Perform time-dependent current annealing to remove impurities and lower the hysteresis effect
 - Measure trans-conductance fluctuations
 - Determine the amount of radiation absorbed by the sample; the wavelength of 2.5 THz radiation ($\sim 120 \mu$ m)
 - Investigate THz frequency dependency
 - Repeat tests for a bilayer graphene device
 - Investigate the effect of a THz pulse (rather than continuous exposure) using pump-probe spectroscopy
-
- If ML Fuji represents the wavelength of 2.5 THz radiation, then the thickness of graphene is about the length of 1.2 grains of rice!

Acknowledgements & References

- *D. F. Holcomb, "Quantum electrical transport in samples of limited dimensions", Am. J. Phys., 67 (4), 279-297, (1999)
- G. Bohra, R. Somphonsane, N. Aoki, Y. Ochiai, R. Aki, D. K. Ferry, and J. P. Bird, "Non-Ergodicity & Microscopic Symmetry Breaking of the Conductance Fluctuations in Disordered Mesoscopic Graphene"
- R. Somphonsane, G. Bohra, N. Ramamoorthy, G. He, D. K. Ferry, N. Aoki, Y. Ochiai, and J.P. Bird, "Dramatically Enhanced Energy Relaxation of Non-Equilibrium Carriers Near the Dirac Point of Graphene"
- Graphene photos courtesy of H. Ramamoorthy, and A. Somphonsane, Department of Electrical Engineering, University at Buffalo, State University of New York
- Special thanks to my graduate mentors, Takayoshi Kuga and Daichi Suzuki; Prof. Jon Bird, and Prof. Yukio Kawano for all of their help and guidance with my project this summer. I would also like to thank the entire Kawano-Oda lab for supporting me and making me feel welcome in Japan. This program is made possible by the hard work of Sarah Phillips, Dr. Cheryl Matherly, Keiko Packard, and Prof. Junichiro Kono. This material is based upon work supported by the National Science Foundation's Patinochips for International Research & Education Program (DISE-0956405).